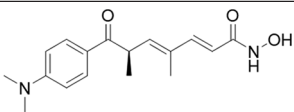
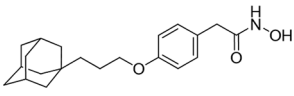
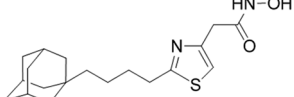
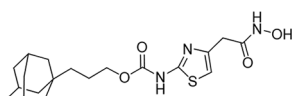
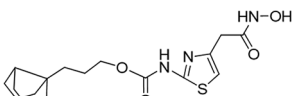
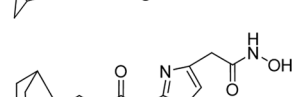
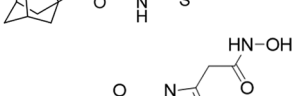
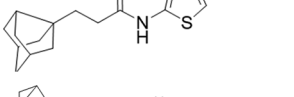
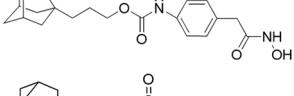
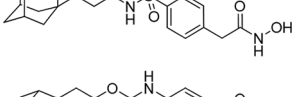
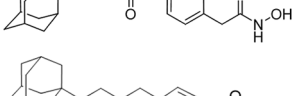
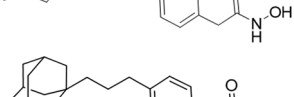
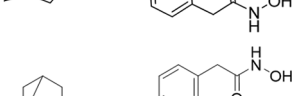


Table 1: Concentration of complete inhibition of fluconazole in combination with histone deacetylase inhibitors against *Candida albicans*

| Compound number | Molecular structure | Molecular weight | Fluconazole + HDACI CCI ($\mu\text{g/ml}$) | |
|-----------------|---|------------------|--|--------------------------------|
| | | | <i>C. albicans</i> ATCC 90028 [#] | <i>C. albicans</i> ATCC 64550* |
| Trichostatin |  | 302.37 | 0.25 | 16 |
| 1 |  | 343.46 | 0.25 | ≤0.5 |
| 2 |  | 348.5 | >4 | 8 |
| 3 |  | 393.5 | 1 | 8 |
| 4 |  | 379.47 | 0.25 | 8 |
| 5 |  | 351.42 | 0.5 | 16 |
| 6 |  | 349.45 | 0.25 | 32 |
| 7 |  | 372.47 | 0.5 | 8 |
| 8 |  | 406.54 | 0.25 | 8 |
| 9 |  | 372.46 | >4 | 8 |
| 10 |  | 341.5 | 0.25 | 4 |
| 11 |  | 327.5 | 0.25 | 4 |
| 12 |  | 342.48 | 0.25 | 8 |

[#]The CCI of fluconazole as single agent against *C. albicans* ATCC 90028 was 64 $\mu\text{g/ml}$, *The CCI of fluconazole as single agent against *C. albicans* ATCC 64550 was 2024 $\mu\text{g/ml}$. *C. albicans*: *Candida albicans*, HDACI: Histone deacetylase inhibitors, CCI: Concentration of complete inhibition

of the study corroborated with structural requirements of HDACIs, demonstrated by Bieliauskas *et al.* 2007.^[11] To establish the mode of action NHCs as fungal HDACs,

we have used semi-purified fungal HDACs (pan HDAC) and purified Hos2^[16] to assess the inhibitory activity of NHCs (data not shown).

Results of the study ascertained that HDACIs such as hydroxamates provide a therapeutic option to potentiate the activity of fluconazole against *C. albicans*.

Financial support and sponsorship

Nil.

Conflicts of interest

There are no conflicts of interest.

REFERENCES

- Smith WL, Edlind TD. Histone deacetylase inhibitors enhance *Candida albicans* sensitivity to azoles and related antifungals: Correlation with reduction in CDR and ERG upregulation. *Antimicrob Agents Chemother* 2002;46:3532-9.
- Ghannoum MA, Rice LB. Antifungal agents: Mode of action, mechanisms of resistance, and correlation of these mechanisms with bacterial resistance. *Clin Microbiol Rev* 1999;12:501-17.
- Clinical and Laboratory Standards Institute (CLSI). Reference method for broth dilution antifungal susceptibility testing of yeasts; approved standard. CLSI document M27-A3. 3rd ed. Wayne, Pennsylvania, USA: Clinical and Laboratory Standards Institute; 2008.
- Lee MK, Williams LE, Warnock DW, Arthington-Skaggs BA. Drug resistance genes and trailing growth in *Candida albicans* isolates. *J Antimicrob Chemother* 2004;53:217-24.
- West AC, Johnstone RW. New and emerging HDAC inhibitors for cancer treatment. *J Clin Invest* 2014;124:30-9.
- Mai A, Rotili D, Massa S, Brosch G, Simonetti G, Passariello C, *et al.* Discovery of uracil-based histone deacetylase inhibitors able to reduce acquired antifungal resistance and trailing growth in *Candida albicans*. *Bioorg Med Chem Lett* 2007;17:1221-5.
- Pfaller MA, Messer SA, Georgopapadakou N, Martell LA, Besterman JM, Diekema DJ. Activity of MGCD290, a Hos2 histone deacetylase inhibitor, in combination with azole antifungals against opportunistic fungal pathogens. *J Clin Microbiol* 2009;47:3797-804.
- Zhang L, Xu W. Histone deacetylase inhibitors for enhancing activity of antifungal agent: A patent evaluation of WO2014041424(A1). *Expert Opin Ther Pat* 2015;25:237-40.
- Song JL, Harry JB, Eastman RT, Oliver BG, White TC. The *Candida albicans* lanosterol 14- α -demethylase (ERG11) gene promoter is maximally induced after prolonged growth with antifungal drugs. *Antimicrob Agents Chemother* 2004;48:1136-44.
- Kim HJ, Bae SC. Histone deacetylase inhibitors: Molecular mechanisms of action and clinical trials as anti-cancer drugs. *Am J Transl Res* 2011;3:166-79.
- Bieliauskas AV, Weerasinghe SV, Pflum MK. Structural requirements of HDAC inhibitors: SAHA analogs functionalized adjacent to the hydroxamic acid. *Bioorg Med Chem Lett* 2007;17:2216-9.
- Falkenberg KJ, Johnstone RW. Histone deacetylases and their inhibitors in cancer, neurological diseases and immune disorders. *Nat Rev Drug Discov* 2014;13:673-91.
- Gopalan B, Ponpandian T, Kachhadia V, Bharathimohan K, Vignesh R, Sivasudar V, *et al.* Discovery of adamantane based highly potent HDAC inhibitors. *Bioorg Med Chem Lett* 2013;23:2532-7.
- Rajagopal S, Selvakumar T, Paul-Satyaseela M, Gopalan B, Solanki SS, Bharathimohan K, *et al.* Histone Deacetylase Inhibitors for the Treatment of Fungal Infections. WO 2011058582A1; 2011.
- Llop C, Pujol I, Aguilar C, Sala J, Riba D, Guarro J. Comparison of three methods of determining MICs for filamentous fungi using different end point criteria and incubation periods. *Antimicrob Agents Chemother* 2000;44:239-42.
- Karthikeyan G, Paul-Satyaseela M, Dhatchana Moorthy N, Gopaldaswamy R, Narayanan S. Functional characterization of *Candida albicans* Hos2 histone deacetylase. Version 3. F1000Res 2014;2:238.